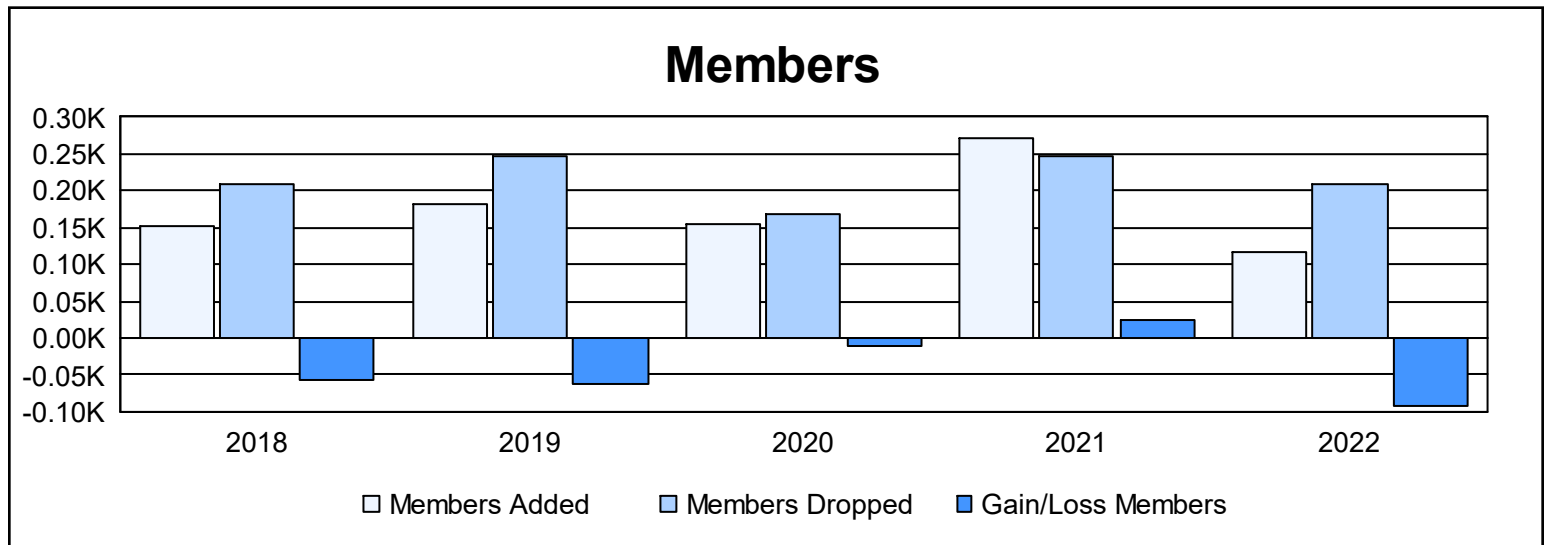
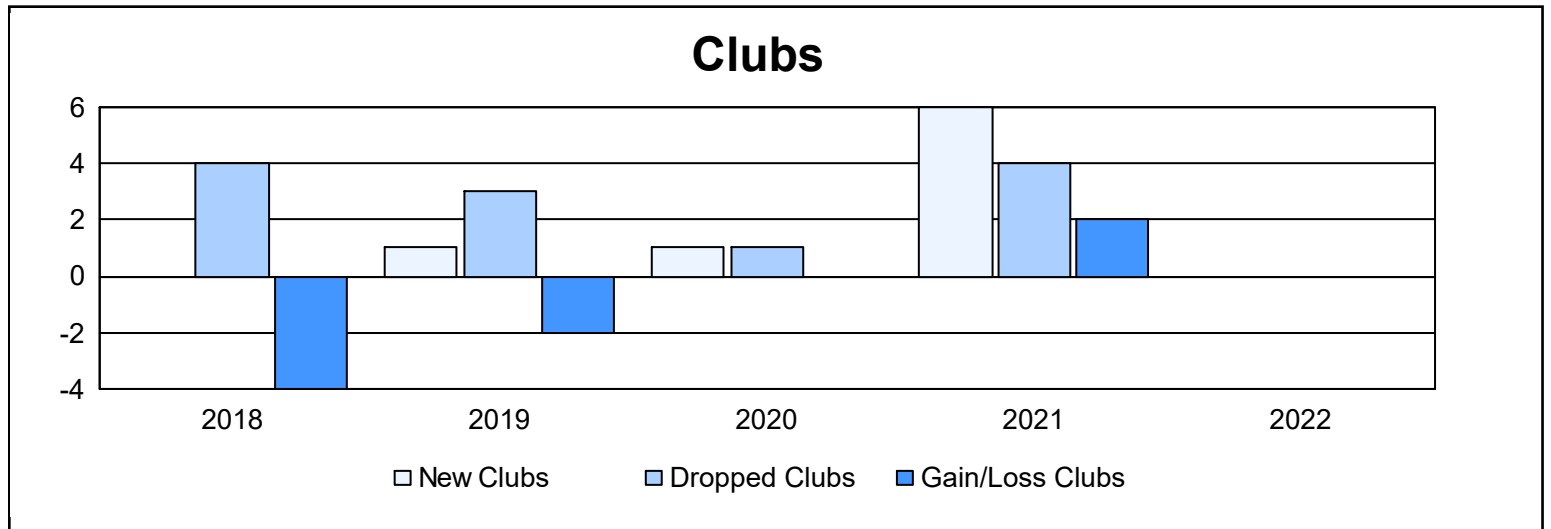
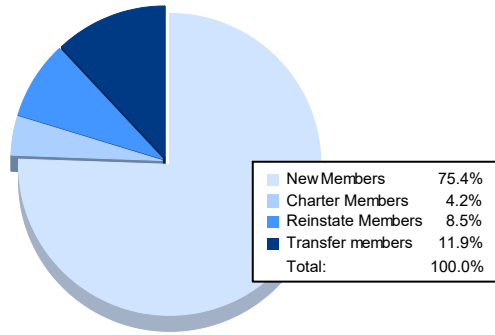


| Year | New Clubs | Dropped Clubs | Gain/ Loss Clubs | New Members | Charter Members | Reinstate Members | Transfer Members | Total Member Added | Total Members Dropped | Gain/ Loss Members |
|----------------|-----------|---------------|------------------|-------------|-----------------|-------------------|------------------|--------------------|-----------------------|--------------------|
| 2017-2018 | 0 | 4 | -4 | 132 | 2 | 2 | 17 | 153 | 209 | -56 |
| 2018-2019 | 1 | 3 | -2 | 131 | 27 | 8 | 17 | 183 | 246 | -63 |
| 2019-2020 | 1 | 1 | 0 | 83 | 17 | 35 | 20 | 155 | 167 | -12 |
| 2020-2021 | 6 | 4 | 2 | 130 | 102 | 8 | 32 | 272 | 247 | 25 |
| 2021-2022 | 0 | 0 | 0 | 89 | 5 | 10 | 14 | 118 | 210 | -92 |
| Average | 2 | 2 | -1 | 113 | 31 | 13 | 20 | 176 | 216 | -40 |



Membership Composition June 2022 Cumulative



Gender Composition June 2022 Cumulative

